

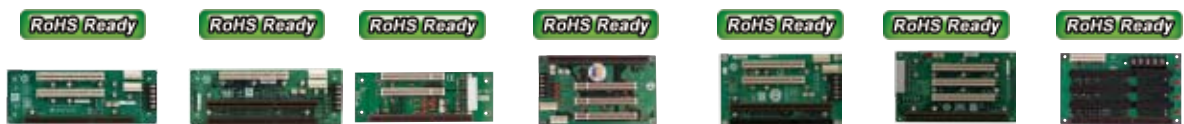
IP/IPX series Backplane

*Support PCI AND ISA Slot on one backplane !
For Half size PISA series Single Board Computer*

The advantages of using this series of PCISA cards are numerous:

1. Supports standard PISA version 1.0 slot on the IP/IPX series passive backplane.
2. Compatible with all available PCI/ISA cards IP/IPX backplane is also integrated with the PCISA series Card slot.

Selection Guide



Model	IP-3S-RS	IP-3S2-RS	IP-3SA-RS	IP-4S-RS	IP-4S2-RS	IP-4S2A-RS	IP-4S3-RS
Total Slot	3	3	3	4	4	4	4
PCI Slot	2	1	2	3	2	3	
ISA Slot		1			1		3
PSU Type	AT	AT	ATX	AT	AT	ATX	AT
Chassis	PAC-53GH PR-1300G	PAC-53GH PR-1300G	PR-1300G	PAC-400G PAC-42GH	PAC-400G PAC-42GH	PAC-400G PAC-42GH	PAC-400G PAC-42GH



Model	IP-4S4-RS	IP-4SA-RS	IP-5S2-RS	IP-5SA-RS	IP-5SA2-RS	IP-6S-RS	IP-6SA-RS
Total Slot	4	4	5	5	5	6	6
PCI Slot		3	4	3	4	3	3
ISA Slot	3			1	1	2	2
PSU Type	AT	ATX	AT	ATX	ATX	AT	AT
Chassis	PAC-400G PAC-42GH	PAC-400G PAC-42GH	PAC-52G PR-1500G	PR-1500G	PR-1500G	PAC-52G PAC-107G-R20 PAC-1000G	PAC-52G PAC-106G-R20 PAC-107G-R20 PAC-1000G



Model	IP-7S-RS	IP-7SA-RS	IP-8S-RS	IPX-9S-RS	IP-10S-RS	IPX-13S-RS
Total Slot	7	7	8	9	10	13
PCI Slot	4	4	4	8	4	12
ISA Slot	2	2	3		5	
PSU Type	AT	ATX	ATX/AT	ATX/AT	ATX/AT	ATX/AT
Chassis	PAC-700G PAC-1700G	PAC-700G PAC-1700G	PAC-125G-R20 RACK-3400G	PAC-125G RACK-3400G	PAC-125G-R20 RACK-3400G	RACK-305G RACK-360G RACK-814G RACK-3000G

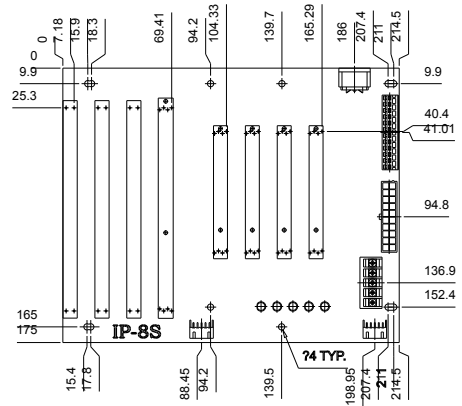
IP-8S-RS-R40



No Keyboard Connector

Ordering Information

IP-8S-RS-R40	8-slot backplane with four PCI buses and three ISA buses
PAC-125G-R20	10-slot full-size industrial chassis
RACK-3400G	10-slot half-size industrial chassis

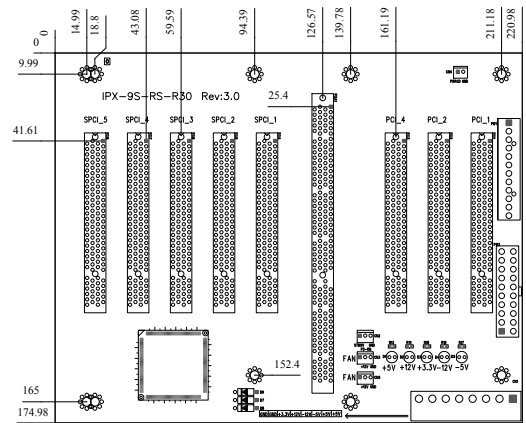


IPX-9S-RS-R40



Ordering Information

IPX-9S-RS-R40	9-slot backplane with eight PCI buses
PAC-125G-R20	10-slot full-size industrial chassis
RACK-3400G	10-slot half-size industrial chassis

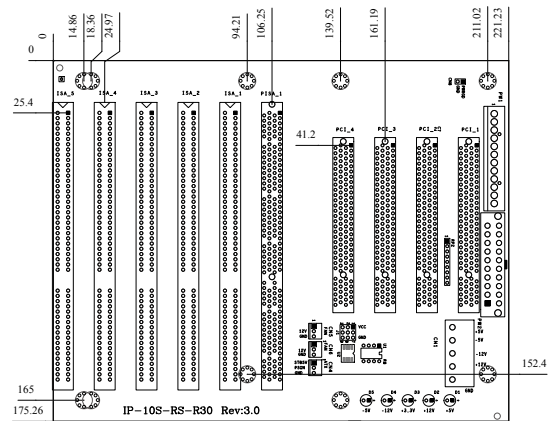


IP-10S-RS-R40



Ordering Information

IP-10S-RS-R40	10-slot backplane with four PCI buses and five ISA buses
PAC-125G-R20	10-slot full-size industrial chassis
RACK-3400G	10-slot half-size industrial chassis



IPX-13S-RS-R40



No Keyboard Connector

Ordering Information

IPX-13S-RS-R40	13-slot backplane with 12 PCI buses and five ISA buses
RACK-305G	4U 14-slot rack-mount industrial chassis
RACK-360G	4U 14-slot rack-mount industrial chassis
RACK-814G	4U 14-slot rack-mount industrial chassis
RACK-3000G	4U 14-slot rack-mount industrial chassis

