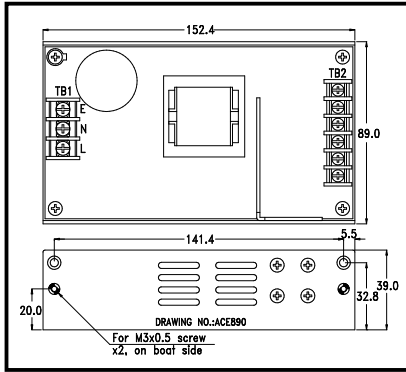


ACE-890V/C/T/P

DC Input Open Frame AT Power Supply

86W



Input Type	9 ~ 16 VDC (ACE-890V), 18 ~ 36 VDC (ACE-890C), 36 ~ 72 VDC (ACE-890T), 70 ~ 132 VDC (ACE-890P)				
Output Voltage	+5 V	+12 V	-5 V	-12 V	+24 V
ACE-890V	9 A	2 A		0.3 A	
ACE-890C/T/P	10 A	2.5 A		0.5 A	
Efficiency	70 %				
Temperature	0 °C~ 50 °C (Operating), -20 °C~ 85 °C(Storage)				
MTBF(hrs)	245,000 (ACE-890V), 251,000 (ACE-890C), 269,000 (ACE-890T), 265,000 (ACE-890P)				
Output Connector	Options Cable				
Dimensions	152.4 x 89 x 39 (mm)				

Ordering Information

- **ACE-890V-RS**
72W 12V DC Input Open Frame AT Power Supply
- **ACE-890C-RS**
86W 24V DC Input Open Frame AT Power Supply
- **ACE-890T-RS**
86W 48V DC Input Open Frame AT Power Supply
- **ACE-890P-RS**
86W 110V DC Input Open Frame AT Power Supply

Optional 1 Embedded Solution



PN: CB-643EB-RS
30 cm DC cable to CPU card, with 20-pin ATX, HDD and SATA connectors

Optional 2 ATX Backplane Solution



PN: CB-890BP-RS
30 cm DC cable to backplane, with 20-pin ATX, HDD and SATA connectors

Optional 3 AT P8P9 Backplane Solution



PN: CB-890P8P9-RS
30 cm DC cable AT power to P8P9, HDD and SATA connectors

ACE-865V/870C/T


DC Input Open Frame

60W

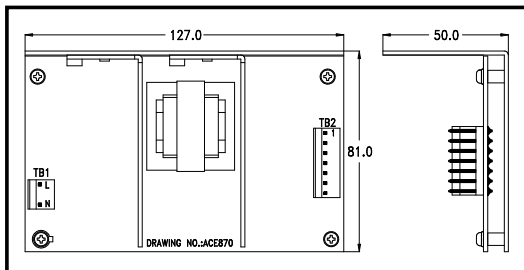
70W



ACE-865V



ACE-870C/T



Input Type	8 ~ 16 VDC (ACE-865V), 18 ~ 36 VDC (ACE-870C), 36 ~ 72 VDC (ACE-870T)				
Output Voltage	+5 V	+12 V	-5 V	-12 V	+24 V
ACE-865V	6 A	2 A	0.3 A	0.5 A	
ACE-870C/T	7 A	2.5 A	0.3 A	0.5 A	
Efficiency	70 %				
Temperature	0 °C~ 50 °C (Operating), -20 °C~ 85 °C(Storage)				
MTBF(hrs)	246,000 (ACE-865V), 276,000 (ACE-870C/T)				
Output Connector	Optional Cable				
Dimensions	127 x 81 x 50 (mm)				

Ordering Information

- **ACE-865V-RS**
60W 12V DC Input Open Frame AT Power Supply
- **ACE-870C-RS**
70W 24V DC Input Open Frame AT Power Supply
- **ACE-870T-RS**
70W 48V DC Input Open Frame AT Power Supply

Optional 2 Embedded Solution



PN: CB-870EB-RS
30 cm DC cable to CPU card, with 20-pin ATX, HDD and SATA connectors

Optional 3 ATX Backplane Solution



PN: CB-870BP-RS
30 cm DC cable to backplane, with 20-pin ATX, HDD and SATA connectors

Optional 4 AT P8P9 Backplane Solution



PN: CB-870P8P9-RS
30 cm DC cable to backplane, with 20-pin ATX, HDD and SATA connectors